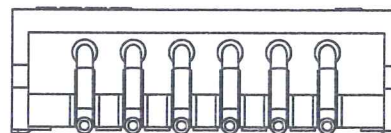
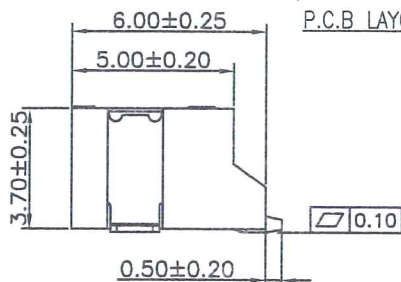
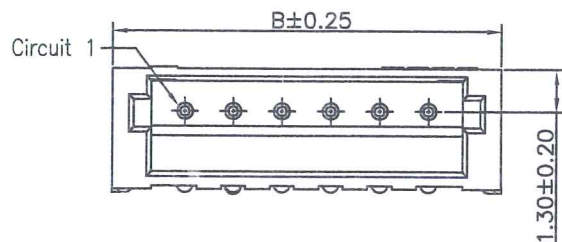


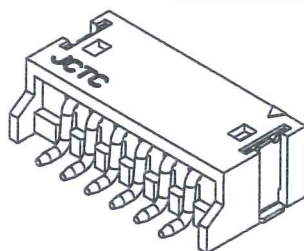
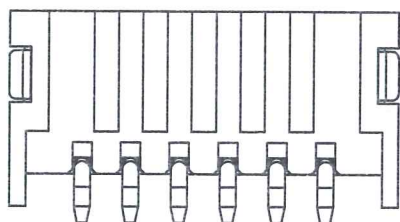
Specifications:  
 Voltage Rating : 50V AC/DC  
 Current Rating : 1A AC,DC  
 Withstand Voltage : 500V AC/minute  
 Contact Resistance : 20mΩ(MAX.)  
 Insulation Resistance : 500MΩ(MIN.)  
 Temperature Range : -25°C~+85°C  
 The product using material and processing must conform to the "WI-PZ-142"HSF technical standard control requirements



11501W90-NPA-S-H1-HF-R  
 ① ② ③ ④ ⑤ ⑥ ⑦ ⑧

- ① Series No.
- ② W90 : Side Contact
- ③ No. of Circuits
- ④ A:Black
- ⑤ S: SMT type
- ⑥ H1: H1 type
- ⑦ HF: Halogen Free
- ⑧ R: Tape & Reel(Without Cap or Mylar)

Circuits	Dimensions	
	A	B
2P	--	6.00
3P	3.00	7.50
4P	4.50	9.00
5P	6.00	10.50
6P	7.50	12.00
7P	9.00	13.50
8P	10.50	15.00
9P	12.00	16.50
10P	13.50	18.00
11P	15.00	19.50
12P	16.50	21.00
13P	18.00	22.50
14P	19.50	24.00
15P	21.00	25.50



Part No.	Material	Color	Pin Material	Solder Tabs
11501W90-NP-S-R	High temperature plastic,UL94V-0	Natural(Beige)	Brass/Matte Tin-plated	Brass/Matte Tin-plated
11501W90-NP-S-H1-HF-R	High temperature plastic,UL94V-0	Natural(Beige)	Brass/Matte Tin-plated	Brass/Matte Tin-plated
11501W90-NPA-S-HF-R	High temperature plastic,UL94V-0	Black	Brass/Matte Tin-plated	Brass/Matte Tin-plated
11501W90-NP-S-HF-R	High temperature plastic,UL94V-0	Natural(Beige)	Brass/Matte Tin-plated	Brass/Matte Tin-plated
11501W90-NPC-S-HF-R	High temperature plastic,UL94V-0	red	Brass/Matte Tin-plated	Brass/Matte Tin-plated

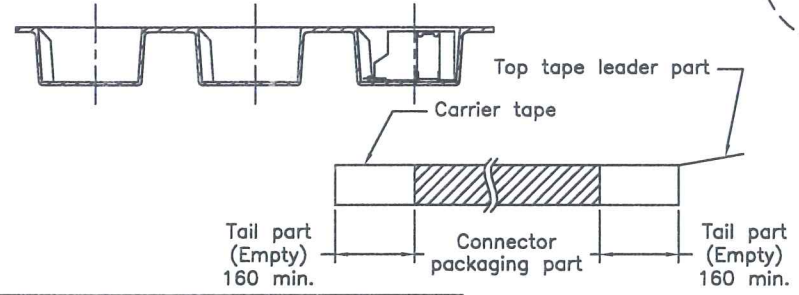
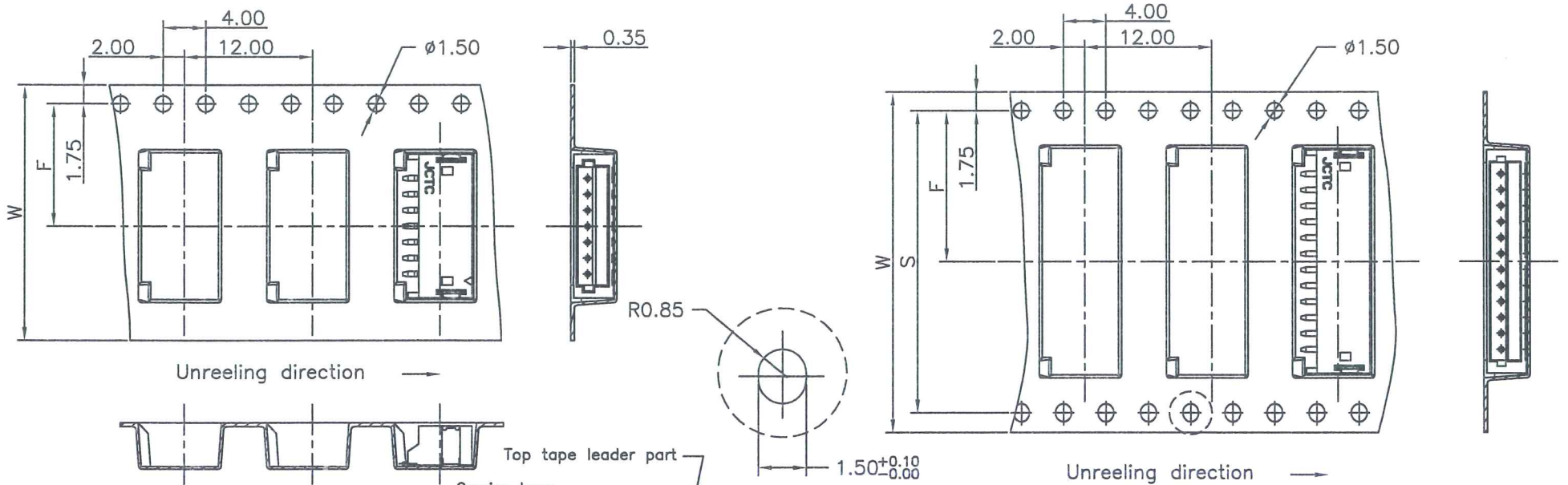
REV.	REVISION RECORD	DATE	GENERAL TOLERANCES	SCALE:	NAME	DATE	PART. NO:	DWG. NO:
C2	更新公司名称	18.03.29	LINEAR	1:1	Nelson	21.12.22	11501W90-NP-S-XX-R	ENDE05
C3	按WN1910180252执行	19.10.18	0.0±0.25	APPROVED	mm	21.12.22	TITLE:	JCTC® TERMINAL&CONNECTORS
C4	WN2004260076	20.04.26	0.00±0.15	DESIGNER	HZJ	21.12.22	1.50mm PITCH 90° SMT WAFER	
C5	依YB2110280004新增规格	21.12.22	0.000±0.08	DRAWN				



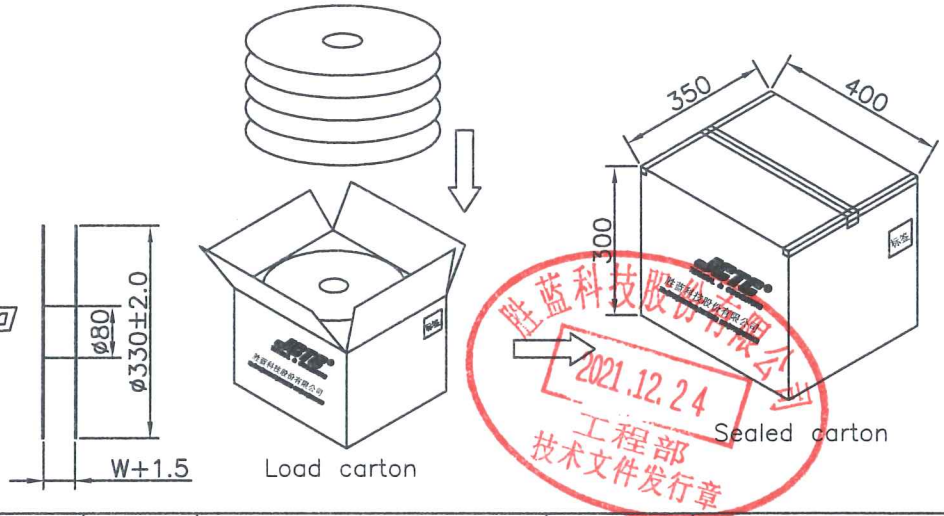
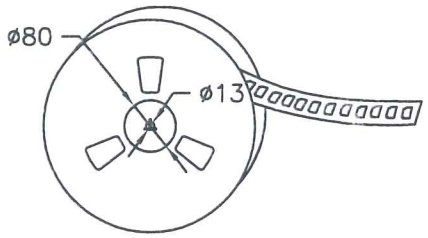
1 2 3 4 5 6 7 8

2~7 Contacts

8~15 Contacts



Number of Contacts	W±0.3	F±0.1	S±0.1	Pcs/Reel	PCS/Box
2P	16	7.50		1,000	15000
3P	24	11.50		1,000	10000
4P	24	11.50		1,000	10000
5P	24	11.50		1,000	10000
6P	24	11.50		1,000	10000
7P	24	11.50		1,000	10000
8P	32	14.20	28.40	1,000	8000
9P	32	14.20	28.40	1,000	8000
10P	32	14.20	28.40	1,000	8000
11P	32	14.20	28.40	1,000	8000
12P	44	20.20	40.40	1,000	6000
13P	44	20.20	40.40	1,000	6000
14P	44	20.20	40.40	1,000	6000
15P	44	20.20	40.40	1,000	6000



REV.	REVISION RECORD	DATE	UNIT	GENERAL TOLERANCES	SCALE:	NAME	DATE	PART. NO:	DWG. NO:	JCTC® TERMINAL&CONNECTORS
C1	WN160530069	16.05.30	MM	LINEAR	1:1	APPROVED	21.12.22	11501W90-NP-S-XX-R	ENDE05	
C2	更新公司名称	19.10.18		0.0±0.25	ANGLES					DESIGNER
C3	WN2004260076	20.04.26		0.00±0.15	X° REF±6°	DRAWN	HZJ	1.50mm PITCH 90° SMT WAFER	REV: C4	
C4	依YB2110280004新增规格	21.12.22		0.000±0.08	X° X'±2°					SHEET: 2/2

1 2 3 4 5 6 7 8