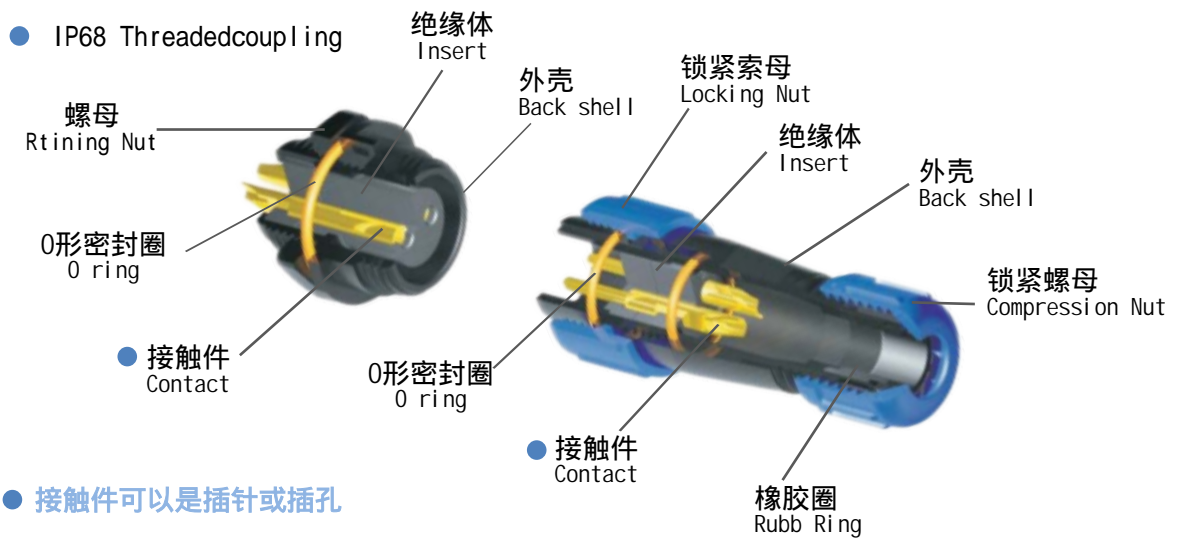




DP series

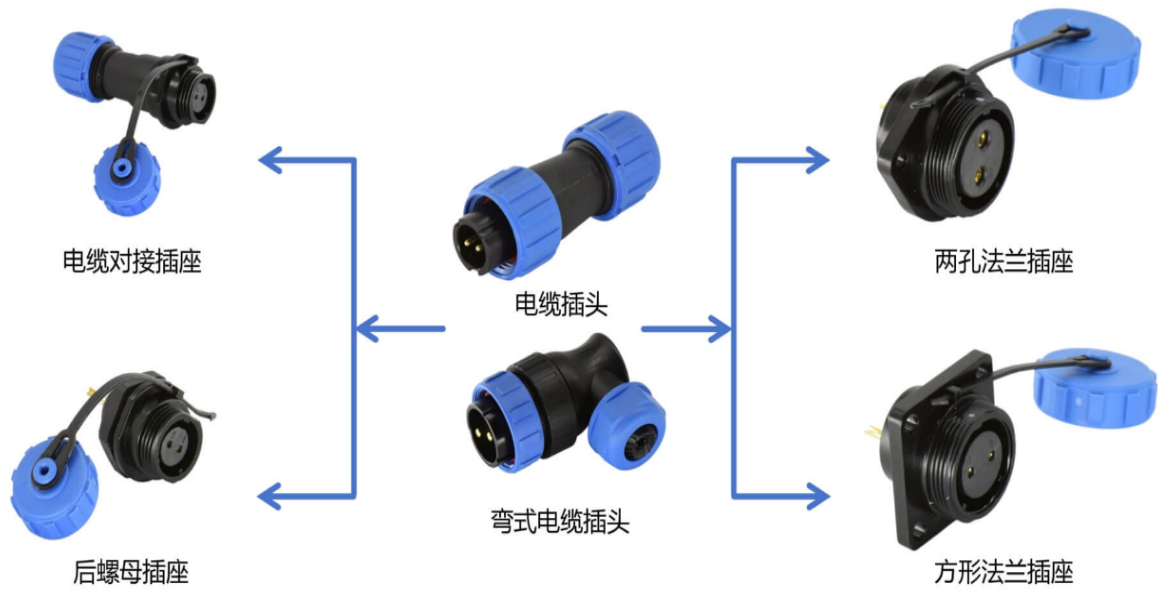
DP系列



材料和技术参数

接插方式	Coupling	螺纹锁紧	Threaded Coupling
外壳材料	Shell material	热塑塑料PA66 阻燃等级: V0	Nylon66 fire resistance: V0
绝缘体	Insert material	热塑塑料PPS 耐高温260	PPS max temperature 260
接触件材料	Contact material	铜镀金	Brass with gold plating
接线方式	Termination	焊接/螺丝压接	Solder/Screw
电缆直径	Cable outer diameter range	WSP13: A4-6.5mm(不标)B5-8mm WSP17: 7-10mm(不标)WSP-21: A4.5-7mmB7-12mm(不标)	
防护等级	IP rating	IP68	
接插次数	Mating cycle	> 500次	
温度范围	Temperature range	-25 ~ +85	
绝缘电阻	Insulation resistance	2000M	

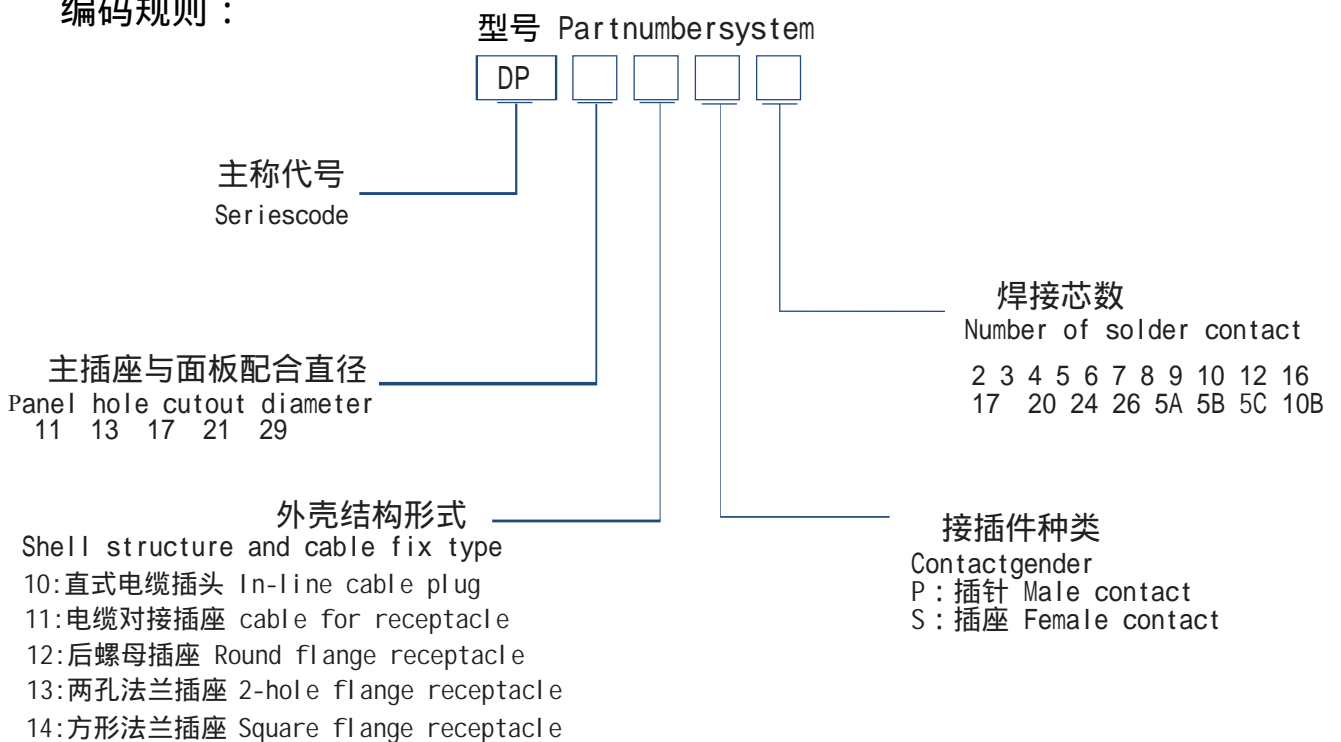
DP产品系列配型表



● DP系列

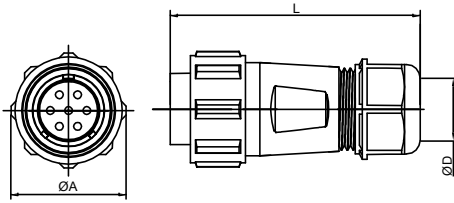
● 型号范例				
代号	直径13	直式电缆插头	插针	4芯
DP	13	10	P	4

编码规则：



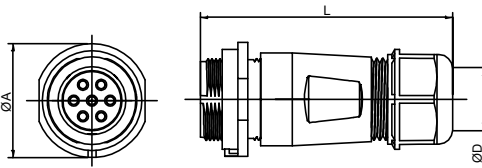
DP产品结构类型

● 直式电缆插头：10 In-line cable plug : 10



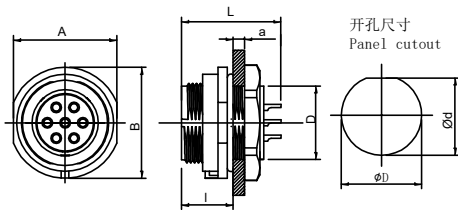
尺寸	DP11	DP13	DP17	DP21	DP29
ØA	16.3	18.8	23.6	29.4	38.8
L	44.0	48.0	56.0	64.0	69.0
ØD	4-6.5	I:4-6.5 II:5-8	7-10	I:5-7 II:7-12	13-16

● 电缆对接插座：11 cable for receptacle : 11



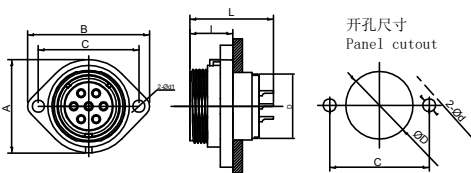
尺寸	DP11	DP13	DP17	DP21	DP29
ØA	17.3	19.5	25.0	29.0	38.8
L	45.0	48.0	56.0	64.0	69.0
ØD	4-6.5	I:4-6.5 II:5-8	7-10	I:5-7 II:7-12	13-16

● 后螺母插座：12 Round flange receptacle : 12



尺寸	DP11	DP13	DP17	DP21	DP29
A	17.3	20.0	25.0	29.0	38.8
B	/	/	/	27.0	/
I	9.5	10.0	12.3	13.5	11.7
a	3.5max	3max	3max	3max	2max
L	18.5	24.5	26.0	27.0	/
D	M11x1	M13x1	M17x1	M21x1	M29x1
ØD	11.0	13.0	17.0	21.0	29.2
Ød	9.9	12.3	16.0	20.2	26.6

● 两孔法兰插座：13 2-hole flange receptacle : 13



尺寸	DP11	DP13	DP17	DP21	DP29
A	/	/	25.0	29.0	39.0
B	/	/	32.2	38.0	55.0
C	/	/	25.0	31.0	45.0
L	/	/	26.0	27.0	21.7
I	/	/	12.3	13.5	13.3
D	/	/	17.0	21.0	27.8
ØD	/	/	17.0	21.0	28.0
Ød1	/	/	3.0	3.6	4.5
Ød	/	/	3.5	4.0	5.0

● 直径和芯数请见第四、五页

焊接芯件参数

DP11	2	3	4	5
公端绝缘体正面图 Male contact face view				
额定电流(A) Rated current(A)	5	5	3	3
接触件直径(mm) Contact diameter(mm)	1x2	1x3	0.7x4	0.7x5
接线方式 Termination	焊接 Solder			
工作电压(AC.V) Rated voltage (AC.V)	180	180	125	125
耐压(AC.V) 1 min Test voltage(AC.V) 1 min	1000	1000	1000	1000
接触电阻(m) Contact resistance (m)	5	5	10	10
线规(mm2/AWG) Wire size (mm2AWG)	0.75/18	0.75/18	0.5/20	0.5/20

DP13	2	3	4	5	6	7	9
公端绝缘体正面图 Male contact face view							
额定电流(A) Rated current(A)	13	13	5	5	5	5	3
接触件直径(mm) Contact diameter(mm)	1.6x2	1.6x3	1.0x4	1.0x5	1.0x5	1.0x7	0.7x9
接线方式 Termination	焊接Solder/ 螺丝压接Screw		焊接Solder				
工作电压(AC.V) Rated voltage (AC.V)	250	250	200	180	125	125	125
耐压(AC.V) 1 min Test voltage(AC.V) 1 min	1500	1500	1500	1000	1000	1000	1000
接触电阻(m) Contact resistance (m)	2.5	2.5	5	5	5	5	10
线规(mm2/AWG) Wire size (mm2AWG)	≤2/14		≤0.785/18				≤0.5/20

DP17	2	3	4	5	7	9
公端绝缘体正面图 Male contact face view						
额定电流(A) Rated current(A)	13	13	5	5	5	5
接触件直径(mm) Contact diameter(mm)	1.5x2	1.5x3	1x4	1x5	1x7	1x9
接线方式 Termination	焊接Solder/螺丝压接Screw				焊接Solder	
工作电压(AC.V) Rated voltage (AC.V)	500	500	500	500	500	500
耐压(AC.V) 1 min Test voltage(AC.V) 1 min	1500	1500	1500	1500	1500	1500
接触电阻(mΩ) Contact resistance (mΩ)	1	1	1	1	1.5	2.5
线规(mm²/AWG) Wire size (mm² AWG)	≤2/14			≤0.785/18		

DP21	2	3	4	5A	5B	5C	7	9	12
公端绝缘体正面图 Male contact face view									
额定电流(A) Rated current(A)	30	30	30	30	5 30	15	15	5	5
接触件直径(mm) Contact diameter(mm)	3x2	3x3	3x4	3x5	3x2 1x3	2x5	2x7	1x9	1x12
接线方式 Termination	焊接Solder/螺丝压接Screw				焊接 Solder	焊接Solder/螺丝压接Screw			焊接 Solder
工作电压(AC.V) Rated voltage(AC.V)	500	500	500	500	500	500	500	500	400
耐压(AC.V) 1 min Test voltage(AC.V) 1 min	1500	1500	1500	1500	1500	1500	1500	1500	1200
接触电阻(mΩ) Contact resistance(mΩ)	1	1	1	1	1.5	2.5	2.5	5	5
线规(mm²/AWG) Wire size(mm² AWG)	≤4.17/11				≤4.17/11 ≤0.785/18	≤2/14			≤0.785/18

DP29	2	3	4	7	8	9	10	10B	12	16	17	20	24	26
公端绝缘体正面图 Male contact face view														
额定电流(A) Rated current(A)	50	50	25	25	25	25 5	25	10	10	10	10	5	5	5
接触件直径(mm) Contact diameter(mm)	3.5x2	3.5x3	2.5x4	2.5x7	2.5x8	3.5x2	2.5x10	1.5x10	1.5x12	1.5x16	1.5x17	1x20	1x24	1x26
接线方式 Termination	焊接Solder/螺丝压接Screw					焊接 Solder	焊接Solder 螺丝压接 Screw	焊接Solder						
工作电压(AC.V) Rated voltage(AC.V)	500	500	500	500	500	500	500	500	500	500	500	400	400	400
耐压(AC.V) 1 min Test voltage(AC.V) 1 min	1500	1500	1500	1500	1500	1500	1500	1500	1500	1500	1500	1200	1200	1200
接触电阻(mΩ) Contact resistance(mΩ)	0.5	0.5	1	1	1	1 5	1	2.5	2.5	2.5	2.5	5	5	5
线规(mm²/AWG) Wire size(mm² AWG)	≤10/7		4/11			4/11 0.75/18	4/11	≤2/14					≤0.75/18	