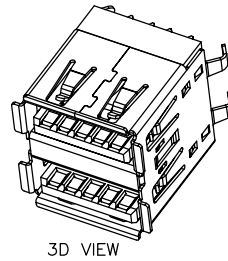
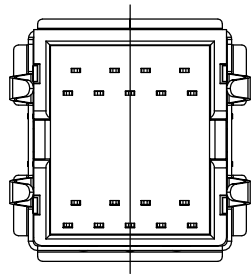
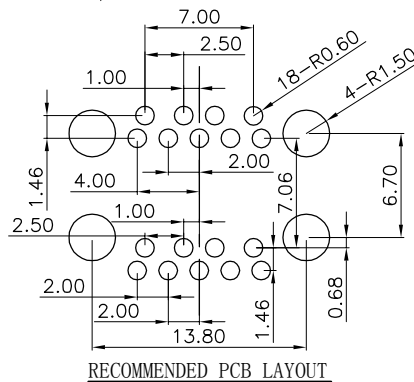
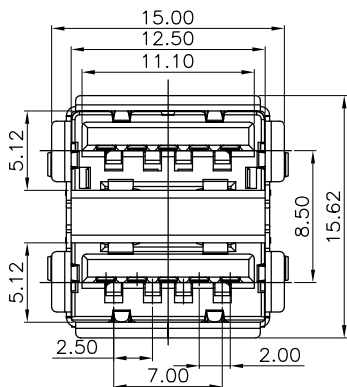
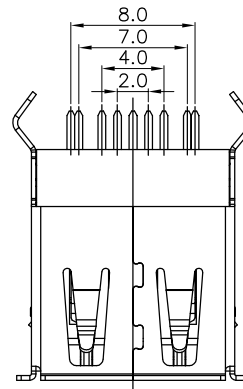
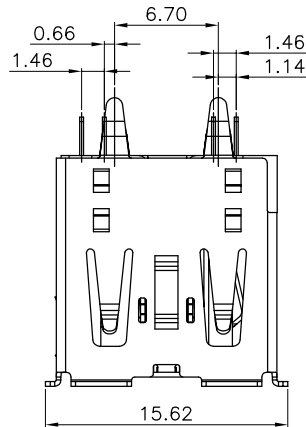
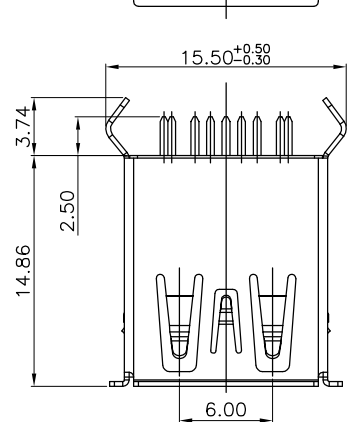


The product using material and processing must conform to the "WL-PZ-001"HSF technical standard control requirements

RoHS



3D VIEW



NOTE:

- 1.MATERIAL SPECIFICATION:
 - 1-1.HOUSING:PBT UL94V-0 BLUE
 - 1-2.CONTACTS:COPPER ALLOY(T=0.25mm)
 - 1-3.SHELL: SUS201/SPCC/BRASS
- 2.PLATING SPECIFICATION:
 - 2-1.CONTACTS:
 - AU PLATED ON CONTACT AREA
 - TIN PLATED ON SOLDER AREA
 - NICKEL UNDERPLATING OVER ALL
 - 2-2. SHELL:
 - Ni UNDER PLATED OVER ALL.
- 3.MECHANICAL PERFORMANCE:
 - 3-1.INSERTION FORCE: 3.57kgf MAX
 - 3-2.REMOVAL FORCE: 1.02kgf MIN
- 4.ELECTRICAL PERFORMANCE:
 - 4-1.CURRENT RATING:1.8 Amperes for pin1&pin4.
0.25 Amperes other contacts
 - 4-2.VOLTAGE RATING:30V MAX
 - 4-3.CONTACT RESISTANCE: 30m Ohm MAX.
 - 4-4.INSULATION RESISTANCE: 100MΩ MIN
 - 4-5.DIELECTRIC WITHSTANDING VOLTAGE: 100V AC MIN.
- 5.ENVIRONMENTAL PERFORMANCE:
 - OPERATING TEMPERATURE: -40°C~+85°C.
 - PACKAGE SPEC: TRAY

PART.NO.:

WLU3FO-181 X X X 190

PLATING:

- 1-G/F
- 2-Au 3u"
- 5-Au 15u"
- 6-Au 30u"

SHELL:

- 1-SPCC
- 2-COPPER ALLOY
- 3-SUS201

HOUSING COLOUR:

- A-BLACK
- G-BLUE

REV.	REVISION RECORD	DATE	UNIT:mm	GENERAL TOLERANCES		SCALE:	NAME	DATE	PART.NO:	DWG.NO:	TITLE:	REV: A0	SHEET: 1/1
A0	NEW RELEASE	21.01.13		LINEAR	ANGLES	1:1							
				0.00±0.25	X'±3'	APPROVED	Wang_jr	21.01.13	WLU3FO-181XXX190	ENDE05	USB3.0 A/F Double Vertical Type DIP		
			SIZE: A4	0.000±0.10	X'X' ±2'	DESIGNER	Han_Gao	21.01.13					
						DRAWN	Zijun_Huang	21.01.13					

