
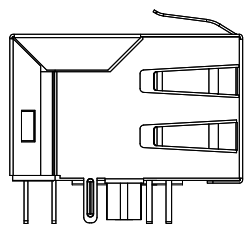


The product using material and processing must conform to the "WL-PZ-001"HSF technical standard control requirements

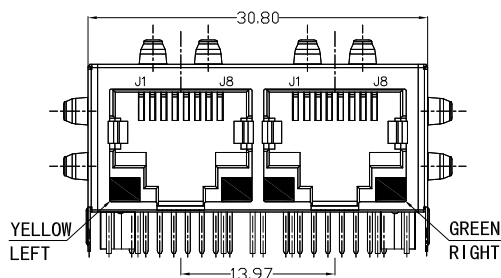
RoHS



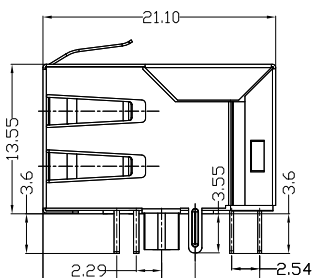
TOP VIEW



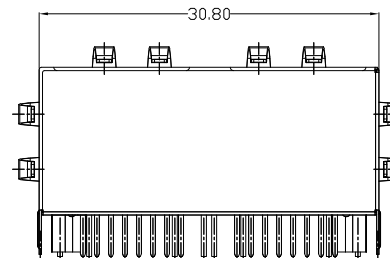
LEFT SIDE VIEW



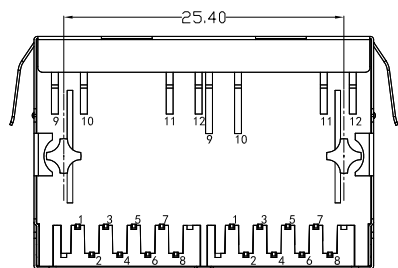
FRONT VIEW



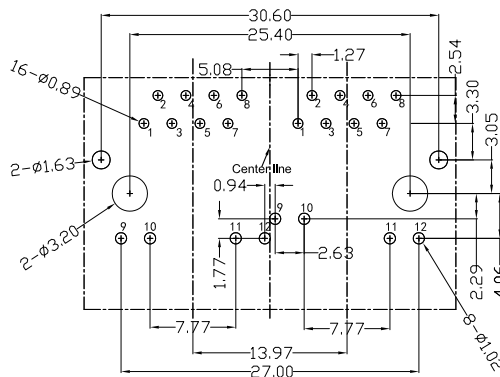
RIGHT SIDE VIEW



BACK VIEW



BOTTOM VIEW



RECOMMENDED PCB LAYOUT VIEWED FROM COMPONENT SIDE

MATERIAL:

HOUSING: PBT,UL94V-0,BLACK.
 TERMINALS BRACKET: PBT,UL94V-0,BLACK.
 SHIELD: C2680,T=0.20MM,NICKEL PLATING ON ALL AREA.
 TERMINAL: PHOSPHOR BRONZE C5210,T=0.35MM,
 6U" GOLD PLATING ON CONTACT AREA.

MECHANICAL:

DURABILITY: 750 CYCLES MIN.
 MATING FORCE: 23N MAX.
 OPERATING TEMPERATURE: -40°C~+85°C.
 STORAGE TEMPERATURE: -40°C~+85°C.

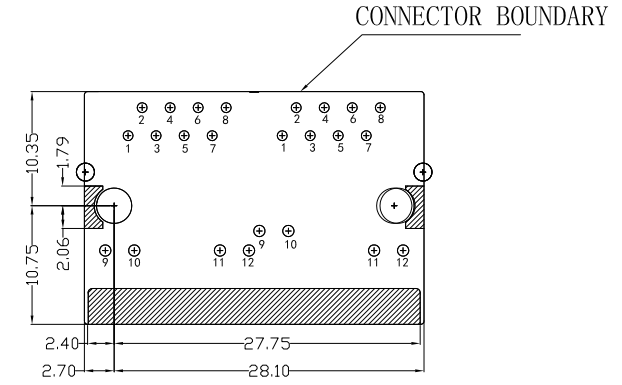
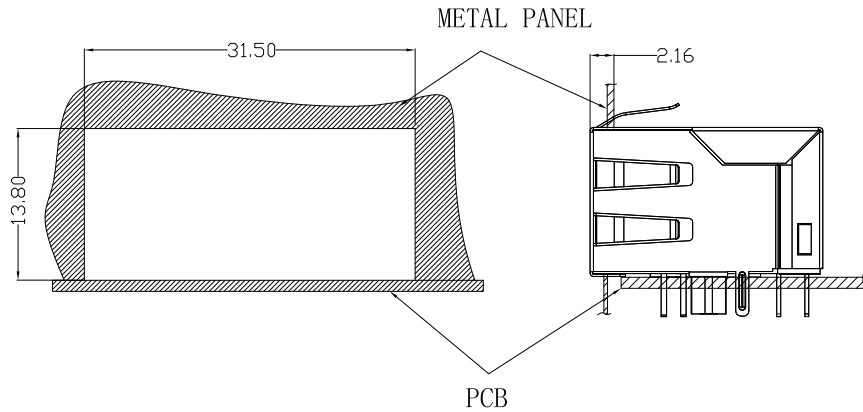
REV.	REVISION RECORD	DATE		GENERAL TOLERANCES		SCALE: 1:1	NAME	DATE	PART.NO: WLR4F9-2413A1083	DWG.NO: ENDE05	 WanLian Teconology Co., Ltd	
A0	NEW RELEASE	22.10.28		LINEAR	ANGLES	APPROVED	Wang_jr	22.10.28				
			UNIT:mm	0.00±0.25	X'±3°	DESIGNER	Han_Gao	22.10.28	TITLE: TAB-DOWN 1X2 100BASE (左黄右绿)		REV: A0	SHEET: 1/4
			SIZE: A4	0.000±0.10	X'X' ±2°	DRAWN	LanXuan_Hou	22.10.28				

The product using material and processing must conform to the "WL-PZ-001" HSF technical standard control requirements

RoHS

RECOMMENDED PANEL CUTOUT (REFERENCE ONLY):

KEEP-OUT AREA (COMPONENT SIDE VIEW):



UNIT: MM / INCH
TOLERANCES: ± 0.10 / 0.004
REFERENCE ONLY

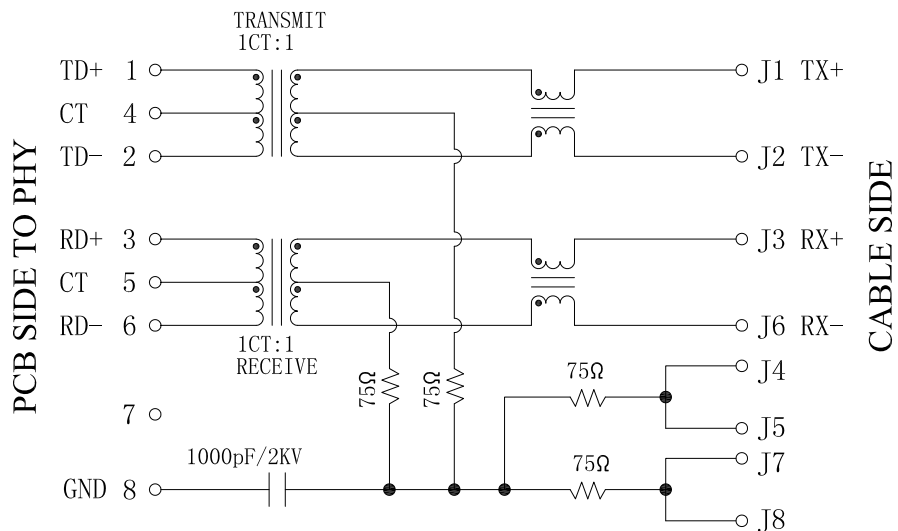
PLUG-IN SIDE

UNIT: MM / INCH
TOLERANCES: ± 0.10 / 0.004

REV.	REVISION RECORD	DATE		GENERAL TOLERANCES		SCALE: 1:1	NAME	DATE	PART.NO:	DWG.NO:	 WanLian Teconology Co., Ltd
A0	NEW RELEASE	22.10.28		LINEAR	ANGLES	APPROVED	Wang_jr	22.10.28	WLR4F9-2413A1083	ENDE05	
			UNIT:mm	0.00 \pm 0.25	X'3'	DESIGNER	Han_Gao	22.10.28	TITLE:		REV: A0
			SIZE: A4	0.000 \pm 0.10	X'X' \pm 2'	DRAWN	LanXuan_Hou	22.10.28	TAB-DOWN 1X2 100BASE (左黄右绿)		

The product using material and processing must conform to the "WL-PZ-001" HSF technical standard control requirements

RoHS

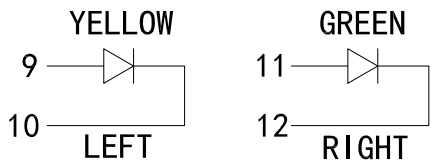


Electrical:

- Turn ratio: 1~2: J1~J2=1CT:1CT(±2%).
3~6: J3~J6=1CT:1CT(±2%).
- OCL: 350uH Min. at 100KHz 100mV 8mA DC.
- Insertion Loss: -1.0 dB Max 1~100MHz.
- Return loss: -20dB Min 1~10MHz;
-16dB Min 10~30MHz;
-12dB Min 30~60MHz;
-10dB Min 60~80MHz.
- Cross talk: -40dB Min 1~30MHz;
-35dB Min 30~60MHz;
-30dB Min 60~100MHz;
- CMR: -30dB Min 1~100MHz;
- Hi-Pot: 1500V AC & 2250V DC
6S 1mA PRI TO SEC

LED Specification

Standard LED Color	LED Wavelength	Foward(A)	Foward(V)
Green	568nm	20mA	1.85-2.45V
Yellow	585nm	20mA	1.7-2.2V

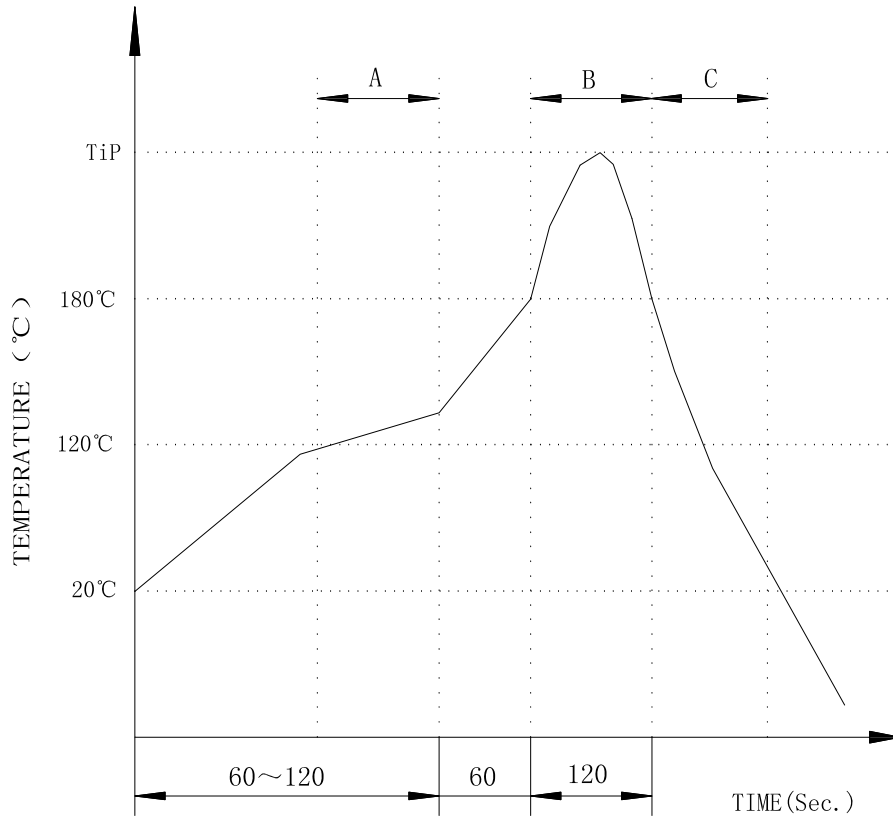


REV.	REVISION RECORD	DATE	GENERAL TOLERANCES		SCALE:	NAME	DATE	PART.NO:	DWG.NO:	 WanLian Teconology Co., Ltd	
AO	NEW RELEASE	22.10.28	LINEAR	ANGLES	1:1			WLR4F9-2413A1083	ENDE05		
			0.0±0.35	X*REF±6°	APPROVED	Wang_jr	22.10.28				
			0.00±0.25	X°±3°	DESIGNER	Han_Gao	22.10.28	TITLE:			
			UNIT:mm					TAB-DOWN 1X2 100BASE (左黄右绿)		REV: A0	SHEET: 3/4
			SIZE: A4	0.000±0.10	X°X'±2°	DRAWN	LanXuan_Hou	22.10.28			

The product using material and processing must conform to the "WL-PZ-001" HSF technical standard control requirements

RoHS

PROFILE OF WAVE SOLDER



A.Preheating B.Soldering C.Gradual Cooling
 Tip temperature:260±5°C.
 Tip temperature time:5Sec Max.
 Tip melting point of Sn96.5/Ag3/Cu0.5:217°C.

Remarks: after wave soldering, the plastic positioning columns of the product which under the PCB will be slightly melted, but it won't affect its function.

REV.	REVISION RECORD	DATE		GENERAL TOLERANCES		SCALE: 1:1	NAME	DATE	PART.NO:	DWG.NO:	
AO	NEW RELEASE	22.10.28		LINEAR	ANGLES	APPROVED	Wang_jr	22.10.28	WLR4F9-2413A1083	ENDE05	
			UNIT:mm	0.00±0.25	X°±3°	DESIGNER	Han_Gao	22.10.28	TITLE:		REV: A0 SHEET: 4/4
			SIZE: A4	0.000±0.10	X°X' ±2°	DRAWN	LanXuan_Hou	22.10.28	TAB-DOWN 1X2 100BASE (左黄右绿)		

WanLian Teconology Co., Ltd